

### Whole School Data Analysis 2019/20 and Targets 2020/21

Key Measure	Actual 2013/14	Actual 2014/15	WNA Actual 2015/16		WNA Actual 2016/17		WNA Actual 2017/18		WNA Actual 2018/19		WNA Actual 2019/20	
<b>WNA Actual 2019/20</b>												
EYFS	50%	55%	52% National 66%		67% (Target 70%) Ncle/National 71%		52% (T= 65%) -15		65% Ncle 70%/National 72%		63% (T 70%)	
Y1												
Phonics Reading Test		44%	73% National 81%		81% (T 82%) National 81%		82% (T 85%) +1		65% Ncle 81%		75% (T 82%)	
			EXS+	GD	EXS+	GD	EXS+	GD	EXS+	GD	EXS+	GD
Reading EXS/GD			73%	27%	74% (T 80%)	19% (T 33%)	82% (T 77%)	36% (T 22%)	82%	18%	75% (T 78%)	(T 25%)
Writing EXS/GD			50%	14%	67% (T 70%)	15% (T 20%)	79% (T 72%)	11% (T 20%)	64%	18%	75% (T 74%)	(T 20%)
Maths EXS/GD			45%	14%	67% (T 75%)	15% (T 20%)	82% (T 75%)	7% (T 20%)	79%	0%	64% (T 80%)	(T 25%)
<b>End of KS1</b>							25%					
			EXS+	GD	EXS+	GD	EXS+	GD	EXS+	GD	EXS+	GD
Reading			62% National 74%	34% National 24%	67% (Target 75%) Ncle 74% National 76%	17% (Target 35%) National 25%	66% (T 73%) -1	21% (T25%) +4	82% Ncle 75%, Nat 75%	15% Ncle 26%, Nat 25%	70% (T 75%)	25%
Writing			48% National 65%	0 National 13%	63% (Target 70%) Ncle 68% National 68%	8% (Target 15%) National 16%	66% (T 72%) +3	10% (T 18%) +2	78% Ncle 71% Nat 69%	15% Ncle 17% Nat 15%	54% (T 72%)	25%
Maths			55% National 73%	10% National 18%	58% (Target 75%) Ncle 65% National 75%	21% (Target 20%) National 21%	72% (T 80%) +14	17% (T 20%) -4	78% Ncle 76% Nat 76%	4% Ncle 23% Ncle 22%	70% ( T 78%)	10%
R/W/M Combined					58% Ncle 64% National 64%		52% (T 72%)		78% Ncle 67% Nat 65%	4% Ncle 13% Nat 11%	54% (T 70%)	10%

Y3			20%					
	EXS+	GD	EXS+	GD	EXS+	GD		
Reading	83% (T 75%)	30% (T 43%)	73%	0	66%	15%	82% (T 72%)	20%
Writing	61% (T 70%)	13% (T 15%)	69%	0	66%	11%	73% (T 72%)	20%
Maths	65% (T 70%)	22% (T 20%)	69%	8%	59%	19%	68% (T 70%)	25%
Y4			EXS+	GD				
Reading			70% (T 78%)	22% (T 37%)	71%	21%	56% (T 72%)	20%
Writing			67% (T 65%)	14% (T 17%)	67%	21%	59% (T 65%)	15%
Maths			67% (T 75%)	19 (T 18%)	63%	25%	59% (T 72%)	25%
Y5			EXS+	GD				
Reading					71%	21%	53% (T 75%)	25%
Writing					67%	21%	53% (T 73%)	25%
Maths					63%	25%	53% (T 72%)	30%
Y6 TARGETS			2020		2020 (Reviewed)			
			EXS+	Higher Standard	EXS+	Higher Standard	EXS+	Higher Standard
Reading			78% National 71%	30%	75% (T 85%)	33% (T 33%)	(T 78%)	(T 30%)
Writing			77% National 75%	19%	75% (T 77%)	25% (T 25%)	(T 77%)	(T 19%)
SPAG			77% National 77%	31%	63% (T 80%)	N/A	(T 77%)	N/A
Maths			78% National 76%	24%	75% (T 80%)	33% (T 25%)	(T 78%)	(T 24%)

### Targets for 2020/21

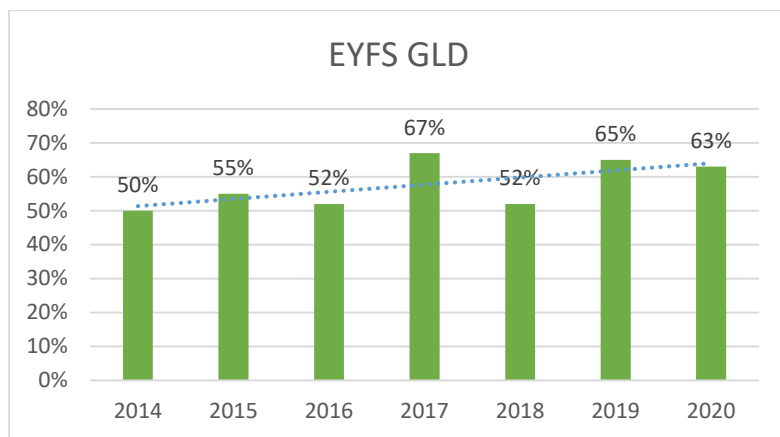
EYFS	Y1 Phonics	KS1 Tests			KS2 Tests			
67%	77%	R= 78%	W= 78%	M= 75%	R= 78%	W= 77%	S= 77%	M= 78%

KS2 Targets already agreed but I would suggest we review based on cohort.

### Pupil Numbers for September 2020

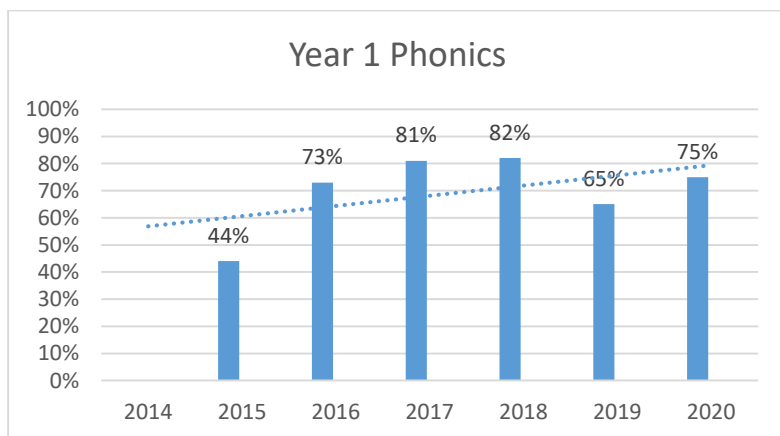
	Current	Spaces	Notes
EYFS	23	5	Assume will fill up
Y1	28	0	
Y2	28	0	
Y3	27	1	Will add another pupil, have got waiting list
Y4	28	0	
Y5	22	6	Consider grouping across Y5/6
Y6	20	8	
<b>Total</b>	<b>176</b>		

### EYFS



- Newcastle/National 70%/72% (2018/19)
- Children in EYFS consistently come in below national average (baseline data)
- Upward trend identified during Ofsted Inspection

### Year 1 Phonics


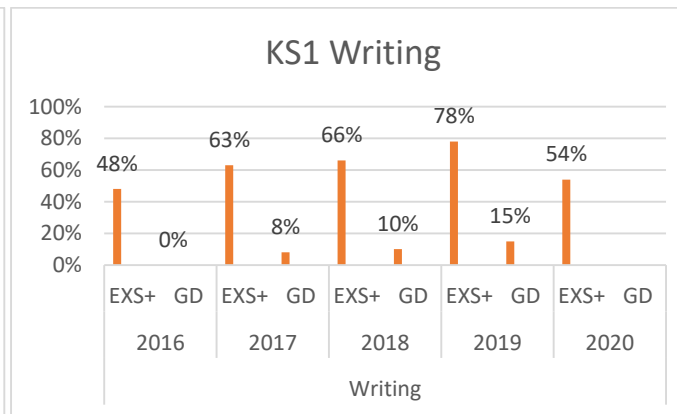
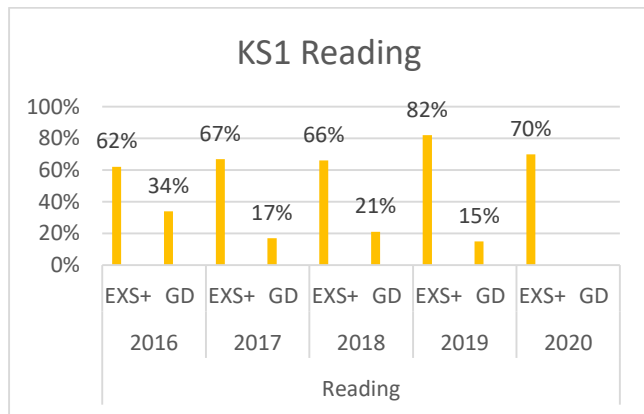


- Steady upward trend
- Assume slightly lower than national and Ncle

**Year 2 Phonics**

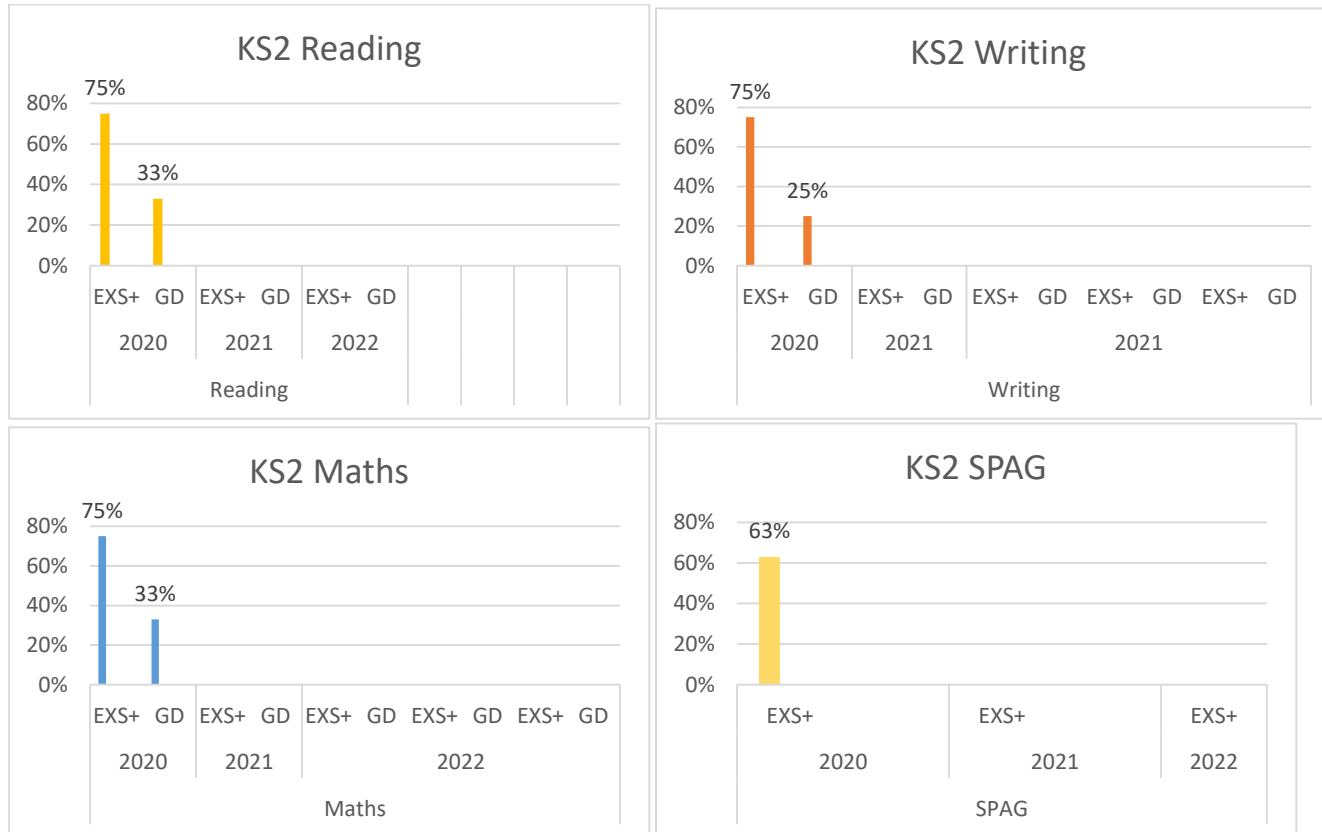
- To be provided at the meeting

**Year 2**



- Upward trend in each subject area, this is reduced slightly in 2019/20 (the cohort are slightly weaker)
- Just above National, Newcastle averages for 2018/19

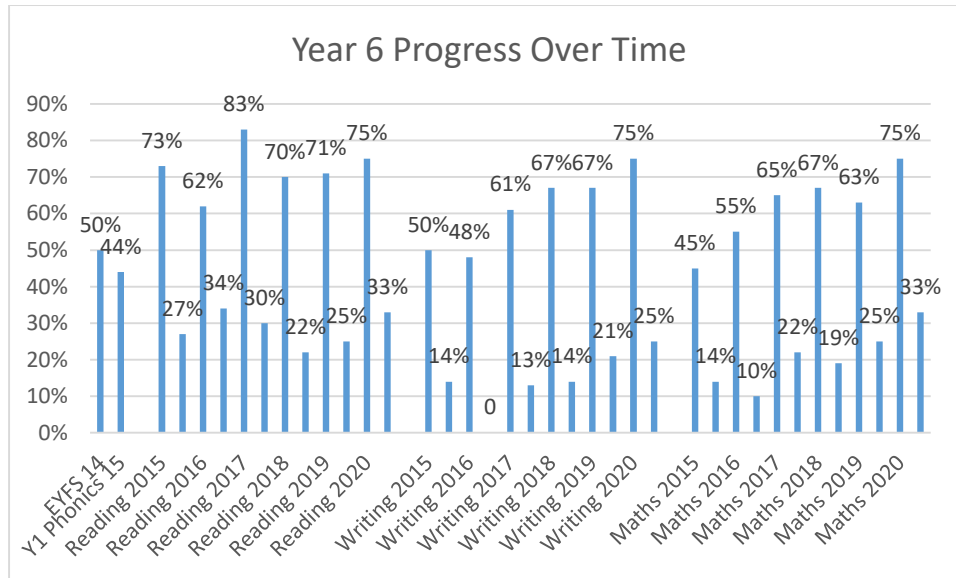
**Year 6**



- Data matches targets and shows excellent progress from EYFS and KS1
- Data still to be moderated

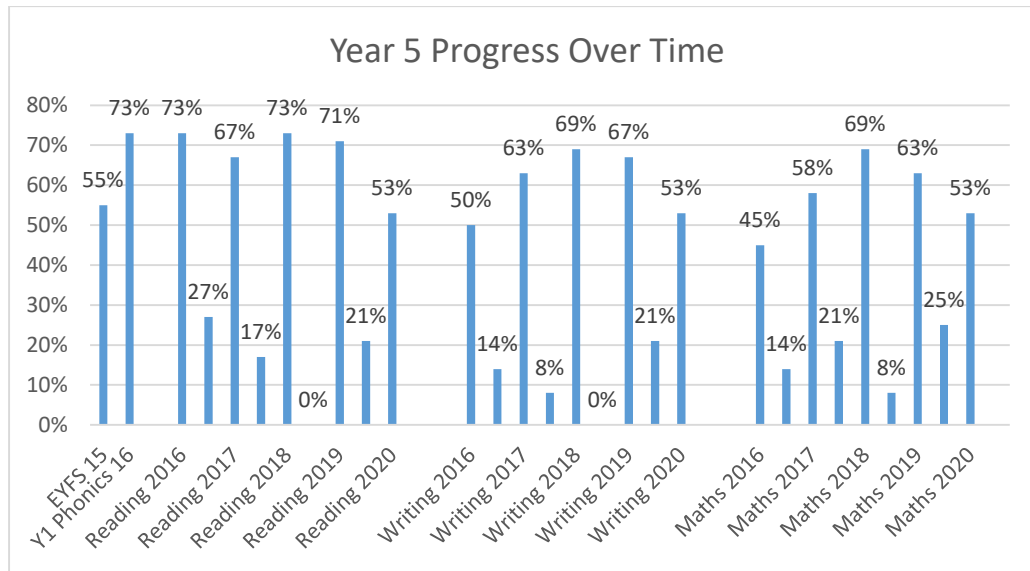
## Progress Over Time

### Year 6



- Steady progress over time but strong progress since EYFS and KS1 (in Writing and Maths)

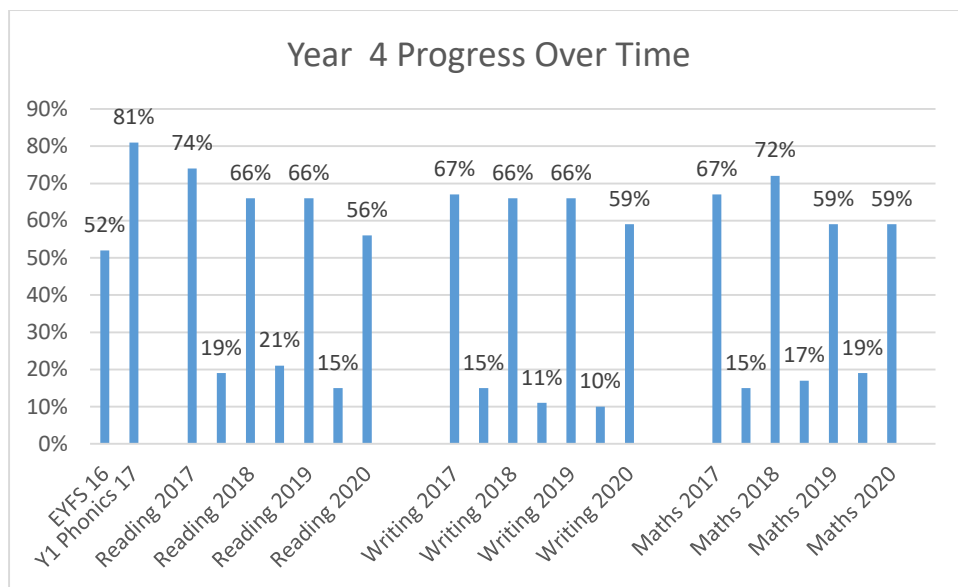
## Year 5



- Lots of changes in cohort from Y4 to Y5 – will need to focus on year group for Y6, End of KS Tests

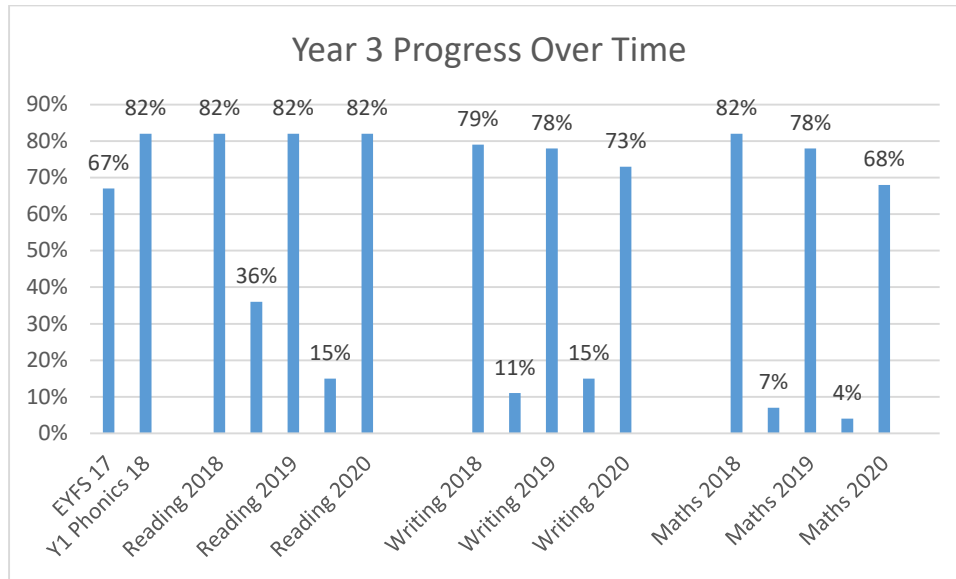
## Year 4





- Steady progress, lots of changes in cohort this year
- Two pupils with SEND

### Year 3



- Steady progress over time, data at end of Y3 is down on previous years for writing and maths