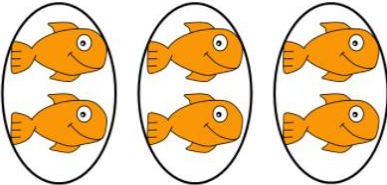


Day:	Writing Reading	SPaG	Maths	Topic	Other
Monday	<p>We are looking at the story - The Troll, by Julia Donaldson.</p> <p>Using The Troll, by Julia Donaldson, draw a story map - draw key images and words within arrows in between them.</p> <p>Read a story of your choice, once you have read the story can you tell someone what happened in the story? Before you read the story can you predict what might happen?</p>	<p>Complete the common exception words tasks on the spelling pdf attached.</p>	<p>Watch BBC Super Movers - Division with Mighty Red. https://www.bbc.co.uk/teach/supermovers/ks1-maths-division-with-mighty-red/zrh9scw.</p> <p>Complete the division tasks on the maths PDF attached - we will explore division in Monday's zoom lesson.</p>	<p>Geography</p> <p>Watch the video about the oceans. Link: https://www.youtube.com/watch/1WZsxVDTqcU?app=desktop</p> <p>Colour a world map with the oceans and can you label the oceans on a map.</p> <p>Pirate task 1 Pretend you are a pirate, think about what your treasure would look like. Draw and plan your own treasure coin, think about the detail you would add onto your coin.</p>	<p>Exercise with Joe Wicks. https://www.youtube.com/channel/UCAxW1XT0iEJo0TYIRfn6rYQ</p>

<p>Tuesday</p>	<p>Complete the following 2do's on Purple Mash: Chocolate crispy cake recipe - you could even have a go at using this recipe to follow the instructions to create your own crispy cakes.</p> <p>Julia Donaldson, The Troll - reading comprehension. Answer the following questions using full sentences:</p> <ol style="list-style-type: none"> 1. What are trolls supposed to eat? 2. What did the troll take with him? 3. What did the troll use to dig the hole? 	<p>Complete the SPaG pdf to understand the spelling rules for using the regular noun suffixes -s or -es - we will cover this in Tuesday's zoom lesson.</p>	<p>Complete the following 2do's on Purple Mash: arrays and arrays - division statements.</p> <p>Using objects, you have at home, can you make equal groups? for example, if you have 10 buttons you could have 5 groups of 2 or 2 groups of 5.</p> 	<p>Geography Research about an ocean you are interested in. Create a fact file using facts and pictures.</p> <p>Pirate task 2 Use salt dough to make your own coin - use your plan to help you know what detail you would add. Once your coin is dry you could decorate it using paint, pens or anything else you have at home.</p> <p>How to make salt dough:</p> <ol style="list-style-type: none"> 1) In a bowl mix together salt and flour. 2) Slowly add in your water. 3) After you have mixed, you will notice 	<p>Enjoy story time of the following book 'The day the crayons quit'. Link: https://www.youtube.com/watch?v=489micE6eHU</p>
----------------	--	--	---	--	---

4. Why did the troll throw away the gold?
5. Why were the troll's knees knocking when he was walking the plank?

- your dough has formed.
- 4) Roll out your dough and create your required shape.
 - 5) Bake your coins in the oven.



Wednesday


Using the treasure map that you previously created, write instructions of directions to find treasure. You could bury treasure in your home and write instructions for someone else to find your treasure - we will explore how




Complete the past and present tense tasks attached on the grammar pdf.

Use the following link to play a game which will support your understanding of division - <https://www.ictgames.com/mobilePage/doggyDivision/index.html>

Computing
Create an algorithm for your toy or family member to follow to find treasure. An algorithm is a set of instructions that a computer or something will follow. You can use pictures and words to help give clear instructions.

Exercise with Joe Wicks.
<https://www.youtube.com/channel/UCAxW1XT0iEJo0TYIRfn6rYQ>

	to write precise instructions in Wednesday's zoom.			Pirate task 3 Once you have made your salt dough coin, can you write a recipe / instructions so somebody else could follow this to make their own salt dough coin	
Thursday	<p>Complete the Treasures in the Garden reading comprehension task - we will look at this together in Thursday's zoom lesson.</p> <p>Read a book on Oxford Reading Owl: Reading books on Oxford Owl: https://www.oxfordowl.co.uk/for-home/find-a-book/library-page/?view=image&query=&type=book&age_group=Age+9-11&level=&level_select=&book_type=&series=#</p>	<p>Complete the following 2do's on Purple Mash: Fruit tree word spot, exception words list, Y2 AUT WK5 quiz.</p>	<p>Once you are confident making your equal groups can you write number sentences to show what you have created - for example, two groups of five equal ten or five groups of two equals ten.</p> <p>We will recap division in Friday's zoom session.</p>	<p>Design & Technology</p> <p>First design and label your own flag you're your pirate ship. Then, using materials at home see if you can make it! Once ready, hang it on your pirate ship-could you give your pirate ship a name and add it to your flag?</p> 	<p>Enjoy story time of the following book 'supertato'. Link: https://www.youtube.com/watch?v=QlaMeNmTG6c</p>

<p>Friday</p>	<p>Have a think and use your imagination to think about what is in the treasure box. Write some sentences (at least 3 sentences) and see if you can use some adjectives to describe the treasure.</p> 	<p>Use the following common exception words to create your own sentences: door, floor, poor, gold, hold, told.</p> <p>Use the following link to practice your spelling and grammar skills - https://www.topmarks.co.uk/Search.aspx?Subject=9&AgeGroup=2</p>	<p>Practice telling the time to o'clock and half past the hour.</p> <p>Practice being able to say what the time would be one hour earlier and one hour later.</p> <p>Watch BBC Super Movers - Telling the time - https://www.bbc.co.uk/teach/supermovers/ks1-maths-telling-the-time/zk4t8xs.</p> 	<p>Design & Technology Create a mask of their chosen pirate character. You could use any materials that you have at home such as cardboard or paper. Take a photo and share on Purple Mash or email.</p> <p>We will discuss this week's topic tasks in Friday's zoom.</p> 	<p>Outdoor Learning Task: Create a Tree ID (nature journal). When outside for exercise see if you can find 3 different tree species. Sketch the tree, take a photo and ID. Challenge: Can you write some sentences using adjectives to describe them (2 at least)?</p>
---------------	--	---	---	---	---