West Newcastle Academy Home Learning – Week beginning 18/01/21
Class: Year 1

Subject	Tasks
Maths	**Focus: Number bonds to 20 and related facts. Subtraction of numbers within 20.** Online Tasks: • **Watch White Rose clips and practise using objects at home. Children can record the number sentences on paper and do not need to print worksheets off. *White rose worksheets have been uploaded to School Website, on Year 1 Page.)*** - Subtraction (not crossing 10): https://vimeo.com/492197096 - Subtraction (counting back): https://vimeo.com/492198226 - Subtraction (crossing 10): https://vimeo.com/497919464 • **Log on to your account on 'Purple Mash'. Click on the red '2Do' icon and then click start to the activities. We have put a few maths activities for this week that will be available as a 2Do.** *(please make sure your device that you are using has Adobe Flash Player downloaded or on it as it will not work otherwise).* Offline Tasks: • **Subtract numbers within 20 by not crossing 10.** Children begin to subtract numbers and not cross 10 at this stage. Make a tens frame and use loose parts to practise. You can even use pegs and a hanger and when you take away you can take a peg off. Have a go at these: 1) 15 - 4 = ? 2) 18 - 6 = ? 3) 20 - 3 = ? 4) 12 - 1 = ? 5) 17 – 2 = ? • **Subtract numbers within 20 by counting back.** Draw a number line 0-20 to help you. Start by counting to 20 and then backwards to 0. Remember when we count backwards, we count the numbers on the left side (we count backwards). Have a go at these: 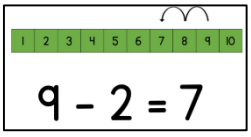 1) 20 - 6 = ? 2) 19 - 3 = ? 3) 12 - 1 = ? 4) 18 - 4 = ? 5) 17 – 5 = ? • **Subtract numbers within 20 by crossing 10.** *(will be recapped on Friday Zoom)*. Make a tens frame and use loose parts to practise. You can even use pegs and a hanger and when you take away you can take a peg off. Have a go at these: 1) 13 - 2 = ? 2) 11 - 3 = ? 3) 12 - 5 = ? 4) 14 - 9 = ? 5) 17 – 8 = ? • **Related facts:** Practise your number bonds to 20. Look at one way you can make 20 – how many related facts do you know and write these number sentences down. ***(this will be shown on Mon Zoom)*** • **Ordering numbers within 20 (smallest to biggest):** Have a go at ordering these numbers. **a)** 2 9 10 5 **b)** 5 19 12 3 **c)** 20 18 4 11

West Newcastle Academy Home Learning – Week beginning 18/01/21
Class: Year 1

	[When children are practising maths skills and learning concepts, please try to encourage them to explain how they did it as this will allow them to 'reason'.]
Reading	Online Task: • Online Reading books on Oxford Owl: https://www.oxfordowl.co.uk/for-home/find-a-book/library-page/?view=image&query=&type=book&age_group=Age+9-11&level=&level_select=&book_type=&series=# • Reading game: (read the words using Fred talk) https://www.ictgames.com/mobilePage/helpAHedgehog/index.html • **Poetry:** Watch this clip and practise reading some poems about animals. E.g. https://www.youtube.com/watch?v=4OwvrhmvJfI *(introduced on Thursday's Zoom)* Offline Task: • Read and practise all the words on '**Reading sheet 2'** – including the nonsense words, green words and red words. ***(send in email and on school website).*** • **Reading comprehension:** With an adult discuss and share your answers. Make sure you explain why too and see if you can write your answers down. 1. **What are trolls supposed to eat?** 2. **What did the troll take with him?** 3. **What did the troll use to dig the hole?** 4. **Why did the troll throw away the gold?** 5. **Why were the troll's knees knocking when he was walking the plank?** • Read a book to a family member such as an adult or sibling or even your favourite toy. E.g. a teddy bear.
Writing **Focus book: The Troll**	SPAG: • **Full stops in sentences:** Please re-write the sentences below with full stops. Remember your writing checks too. 1) The ship was very old 2) I can see a pair of boots on the mat 3) I can count seven coins Online Tasks: • **Complete the 2Do's on Purple Mash** of 'Create a story' of their choice. They can choose to rewrite a story they know or create their own. *(please email me if you need your child's login).* Offline Tasks: • Read the story of 'Troll'. Draw a storymap, drawing key images and words, with arrows in-between. 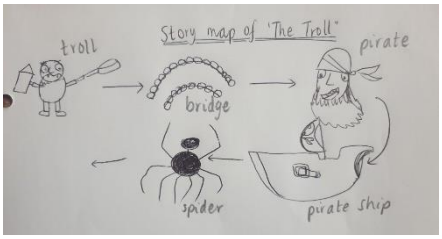

West Newcastle Academy Home Learning – Week beginning 18/01/21
Class: Year 1

	• Write some instructions of directions to find treasure. Use the treasure map you have made to help you. If you want to, you could hide your treasure in your house and write instructions for someone else (in your home) to find. *E.g. Turn right and walk three steps.* ***(this will be shown on Tues Zoom)*** • Have a think and use your imagination to think about what is in the treasure box. Write some sentences (at least 3 sentences) and see if you can use some adjectives to describe the treasure. ***(this will be shown on Wed Zoom)*** • Practise writing these red words: to, the, of and said. *Challenge:* Can you write these red words in a sentence?
Phonics	**Weekly Tasks for Phonics:** *(this will be shown on Tues, Wed, Thurs & Fri Zooms).* • This week's sounds are the following: **are, ur, er & ow.** **Monday** - Speed sound recap of previously learnt sounds. **Tuesday** – **are (are, care and share). E.g. care, dare, share, etc.** **Wednesday – ur (ur, nurse with a purse). E.g. purse, nurse, turn, etc.** **Thursday – er (er, a better letter). E.g. letter, better, never, etc.** **Friday – ow (ow, brown cow). E.g. cow, brown, frown, down, etc.** • Also a really good phonics channel is Mrs Suthers as she covers Set 2 & 3 sounds as well as red words (common exception words). Children can engage and practise with her videos too if you want to. Link: https://www.youtube.com/channel/UCxq7PuIvKfV-q9UFuSZr6eg/videos
IPC **Our IPC topic this term is:** Treasure Island.	**Weekly Tasks for Topic:** Online Tasks: • Complete the 2Do's on Purple Mash of 'Treasure Chest' and 'Treasure Map'. *(please email me if you need your child's login).* **Geography:** • Watch the video about the oceans. Link: https://www.youtube.com/watch/1WZsxVDTqcU?app=desktop Colour a world map with the oceans and can you label the oceans on a map. • Research about an ocean you are interested in. Create a fact file using facts and pictures. **Computing:** *(will be introduced on Zoom on Tues)* • Create an algorithm for your toy or family member to follow to find treasure. An algorithm is a set of instructions that a computer or something will follow. You can use pictures and words to help give clear instructions. **Design & Technology:** • Create a mask of their chosen pirate character. You could use any materials that you have at home such as cardboard or paper. Take a photo and share on Purple Mash or email. • First design and label you own flag you're your pirate ship. Then, using materials at home see if you can make **it!** Once ready, hang it on your pirate ship-could you give your pirate ship a name and add it to your flag?

West Newcastle Academy Home Learning – Week beginning 18/01/21
Class: Year 1

	Pirate activities: • Pretend you are a pirate, think about what your treasure would look like. Draw and plan your own treasure coin, think about the detail you would add onto your coin · • Use salt dough to make your own coin – use your plan to help you know what detail you would add. Once your coin is dry you could decorate it using paint, pens or anything else you have at home. E.g. I have added instructions for making salt dough. · Once you have made your salt dough coin, can you write a recipe / instructions so somebody else could follow this to make their own salt dough coin
Outdoor Learning	• **Create a Tree ID (nature journal).** When outside for exercise see if you can find 3 different tree species. Sketch the tree, take a photo and ID. Challenge: Can you write some sentences using adjectives to describe them (2 at least)? 
Other	• **Exercise and get fit at home with Joe Wicks videos. Link:** https://www.youtube.com/channel/UCAxW1XT0iEJo0TYlRfn6rYQ • **Enjoy storytime with 'Story Alive'. Link for the channel:** https://www.youtube.com/channel/UC4Ppwly9A553faW5UWF4Yog **The day the Crayons Quit:** https://www.youtube.com/watch?v=489micE6eHU